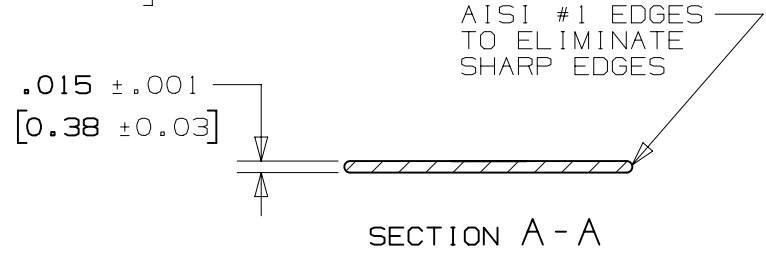
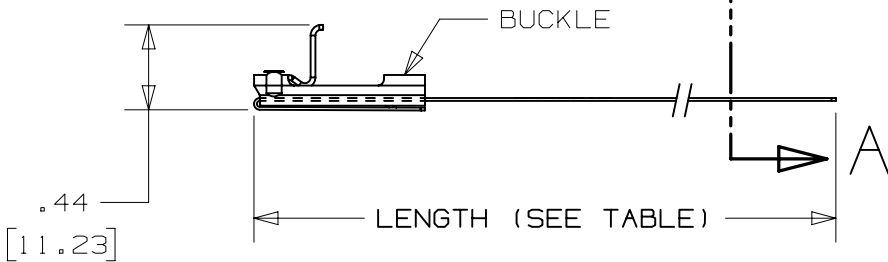
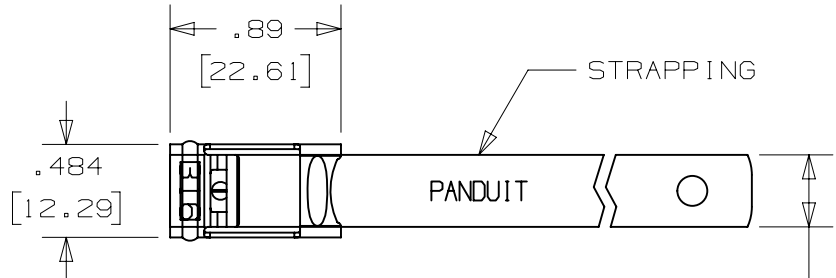


THIS COPY IS PROVIDED ON A RESTRICTED BASIS AND IS NOT TO BE USED IN ANY WAY DETRIMENTAL TO THE INTERESTS OF PANDUIT CORP.

PART NO.	MATERIAL	MAX. BUNDLE DIA [mm]	LENGTH ±.1 [2]
MS2W38T15-L4	304	2" [51]	11.8" [300]
MS2W38T15-L6	316		
MS4W38T15-L4	304	4" [102]	18.0" [457]
MS4W38T15-L6	316		
MS6W38T15-L4	304	6" [152]	24.4" [620]
MS6W38T15-L6	316		
MS8W38T15-L4	304	8" [203]	30.7" [780]
MS8W38T15-L6	316		
MS10W38T15-L4	304	10" [254]	37.0" [940]
MS10W38T15-L6	316		



- NOTES:
- APPLICATION TOOLS: BT2MS75, BT2HT
 - ALL DIMENSIONS IN BRACKETS [] ARE MILLIMETERS
 - FOR MATERIAL SEE TABLE
 - TOLERANCES (UNLESS OTHERWISE SPECIFIED):
 - .X ± .03 [.8]
 - .XX ± .02 [.5]
 - .XXX ± .010 [.25]

REV	DATE	BY	CHK	APR	DESCRIPTION	ECN
4	02.24.15	BDK	SKB	RGRO	UPDATED TITLE BLOCK AND BORDER	N41150BS_DC

TITLE		METAL STRAPPING .375 [9.52] WIDE		
CUSTOMER DRAWING		PANDUIT		
ITEM REVISION NAME	N41150BS/03			
DATASET FILE NAME	N41150BS_DC/03A			
UNLESS OTHERWISE SPECIFIED, DIMENSIONAL TOLERANCES ARE: IN [mm]	MATERIAL: SEE TABLE			
.x ± .1 [2.54]	.xxx ± .005 [.127]		DRAWING NUMBER: N41150BS_DC	
.xx ± .01 [.25]	ANGLES ± 5 °		THIRD ANGLE PROJECTION	
DRAWN BY	DATE	CHK	SCALE	SHT 1 OF 1
BRH	9/03	EJD	1:1	A

D10100DA/16