

Miniature Fuse with Pigtail, 5.4 x 22.5 mm, Time-Lag T, H, 250 VAC, UL: 115 - 300 VDC



IEC 60127-2 · 250 VAC · 300 VDC · Time-Lag T



### Description

- IEC Standard Fuse
- H = High Breaking Capacity (Ceramic Tube)

### Standards

- IEC 60127-2/5
- UL 248-14
- CSA C22.2 no. 248.14

### Approvals

- UL File Number: E41599

### Applications

- Primary Protection on PCB
- Power Supply Adapter for e.g. laptops
- SMPS (Switching Mode Power Supply) for TV's and DVD's


### References

[Packaging Details](#)

### Weblinks

[pdf datasheet](#), [html-datasheet](#), [General Product Information](#), [Packaging details](#), [Approvals](#), [CE declaration of conformity](#), [RoHS](#), [CHINA-RoHS](#), [REACH](#), [Distributor-Stock-Check](#), [Detailed request for product](#)

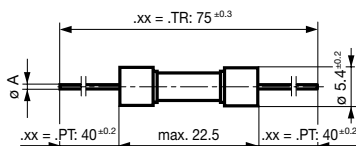
### Technical Data

Rated Voltage	250 VAC 300 VDC
Rated current	0.5 - 16 A
Breaking Capacity	500 A - 1500 A
Characteristic	Time-Lag T
Admissible Ambient Air Temp.	-55 °C to 125 °C
Climatic Category	55/125/21 acc. to IEC 60068-1
Material: Tube	Ceramic
Material: Endcaps	Nickel-Plated Copper Alloy
Material: Axial Leads	Tin-Plated Copper
Unit Weight	1.68 g
Storage Conditions	0 °C to 60 °C, max. 70% r.h.
Product Marking	 , Rated current, Rated Voltage, Characteristic, Breaking Capacity, Approvals

Soldering Methods	Wave, Iron <a href="#">Soldering Profile</a>
Solderability	235 °C / 2 sec acc. to IEC 60068-2-20, Test Ta, method 1
Resistance to Soldering Heat	260 °C / 5 sec acc. to IEC 60068-2-20, Test Tb, method 1A

Detailed information on product approvals, code requirements, usage instructions and detailed test conditions can be looked up in [General Product Information](#)

### Dimension

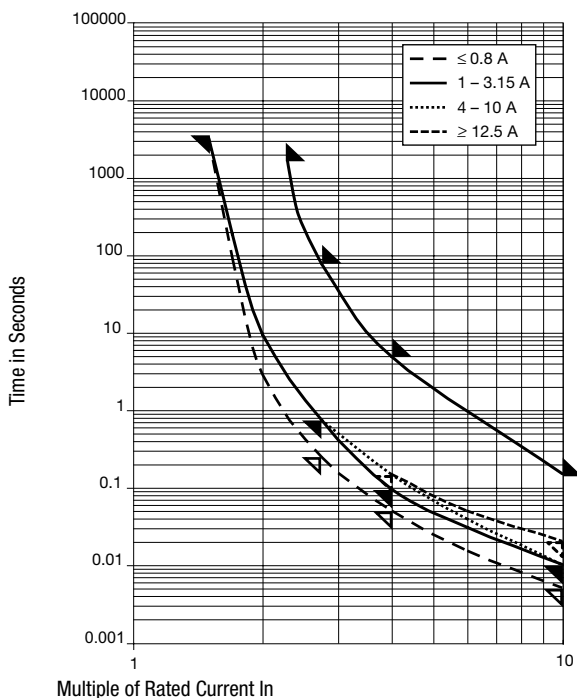


- In ≤ 6.3 A: ØA = 0.65 mm
- 8 A ≤ In ≤ 12.5 A: ØA = 0.8 mm
- In ≥ 16 A: ØA = 1.0 mm


## Pre-Arcing Time


Rated Current I <sub>n</sub>	1.5 x I <sub>n</sub> min.	2.1 x I <sub>n</sub> max.	2.75 x I <sub>n</sub> min.	2.75 x I <sub>n</sub> max.	4.0 x I <sub>n</sub> min.	4.0 x I <sub>n</sub> max.	10.0 x I <sub>n</sub> min.	10.0 x I <sub>n</sub> max.
0.5 A - 0.8 A	60 min	30 min	250 ms	80 s	50 ms	5 s	5 ms	150 ms
1 A - 3.15 A	60 min	30 min	750 ms	80 s	95 ms	5 s	10 ms	150 ms
4 A - 6.3 A	60 min	30 min	750 ms	80 s	150 ms	5 s	10 ms	150 ms
8 A - 10 A	30 min	30 min	750 ms	80 s	150 ms	5 s	10 ms	150 ms
12.5 A - 16 A	15 min	30 min	750 ms	80 s	150 ms	5 s	20 ms	150 ms

## Time-Current-Curves



## All Variants

Rated Current [A]	Rated Voltage [VAC]	Rated Voltage [VDC]	Breaking Capacity	Voltage Drop 1.0 I <sub>n</sub> max. [mV]	Voltage Drop 1.0 I <sub>n</sub> typ. [mV]	Power Dissipation 1.5 I <sub>n</sub> max. [mW]	Power Dissipation 1.5 I <sub>n</sub> typ. [mW]	Melting I <sup>2</sup> t 10.0 Intyp. [A <sup>2</sup> s]		Order Number
0.5	250	300	1)	850	360	1600	500	0.5	●	0001.2501.PT
0.5	250	300	1)	850	360	1600	500	0.5	●	0001.2501.TR
0.63	250	300	1)	650	330	1600	500	1.55	●	0001.2502.PT
0.63	250	300	1)	650	330	1600	500	1.55	●	0001.2502.TR
0.8	250	300	1)	500	260	1600	500	2.3	●	0001.2503.PT
0.8	250	300	1)	500	260	1600	500	2.3	●	0001.2503.TR
1	250	300	1)	350	180	2500	500	1.1	●	0001.2504.PT
1	250	300	1)	350	180	2500	500	1.1	●	0001.2504.TR
1.25	250	300	1)	300	150	2500	500	1.86	●	0001.2505.PT
1.25	250	300	1)	300	150	2500	500	1.86	●	0001.2505.TR
1.6	250	300	1)	200	130	2500	500	4.35	●	0001.2506.PT
1.6	250	300	1)	200	130	2500	500	4.35	●	0001.2506.TR
2	250	300	1)	190	120	2500	600	9.2	●	0001.2507.PT
2	250	300	1)	190	120	2500	600	9.2	●	0001.2507.TR
2.5	250	300	1)	180	100	2500	600	11.7	●	0001.2508.PT
2.5	250	300	1)	180	100	2500	600	11.7	●	0001.2508.TR
3.15	250	300	1)	140	100	4000	800	22	●	0001.2509.PT
3.15	250	300	1)	140	100	4000	800	22	●	0001.2509.TR
4	250	150	2)	100	90	4000	900	62.4	●	0001.2510.PT

Rated Current [A]	Rated Voltage [VAC]	Rated Voltage [VDC]	Breaking Capacity	Voltage Drop 1.0 I <sub>n</sub> max. [mV]	Voltage Drop 1.0 I <sub>n</sub> typ. [mV]	Power Dissipation 1.5 I <sub>n</sub> max. [mW]	Power Dissipation 1.5 I <sub>n</sub> typ. [mW]	Melting I <sup>2</sup> t 10.0 Intyp. [A <sup>2</sup> s]		Order Number
4	250	150	2)	100	90	4000	900	62.4	●	0001.2510.TR
5	250	150	2)	100	90	4000	1200	97.5	●	0001.2511.PT
5	250	150	2)	100	90	4000	1200	97.5	●	0001.2511.TR
6.3	250	150	2)	100	70	4000	1200	171	●	0001.2512.PT
6.3	250	150	2)	100	70	4000	1200	171	●	0001.2512.TR
8	250	150	3)	100	70	4000	1300	268	●	0001.2513.PT
8	250	150	3)	100	70	4000	1300	268	●	0001.2513.TR
10	250	150	3)	100	70	4000	2100	400	●	0001.2514.PT
10	250	150	3)	100	70	4000	2100	400	●	0001.2514.TR
12.5	250	125	4)	100	70	4000	2500	563	●	0001.2515.PT
12.5	250	125	4)	100	70	4000	2500	563	●	0001.2515.TR
16	250	125	4)	100	70	4000	3000	1500	●	0001.2516.PT
16	250	125	4)	100	70	4000	3000	1500	●	0001.2516.TR

 Most Popular.

Availability for all products can be searched real-time: <http://www.schurter.com/en/Stock-Check/Stock-Check-SCHURTER>

- 1) IEC: H = 1500 A @ 250 VAC, p.f. = 0.7 - 0.8
- 1) UL: 10 kA @ 125 VAC, p.f. = 0.7 - 0.8 / 1500 A @ 250 VAC, p.f. = 0.7 - 0.8 / 1500 A @ 300 VDC
- 2) IEC: H = 1500 A @ 250 VAC, p.f. = 0.7 - 0.8
- 2) UL: 10 kA @ 125 VAC, p.f. = 0.7 - 0.8 / 1500 A @ 250 VAC, p.f. = 0.7 - 0.8 / 1500 A @ 150 VDC
- 3) IEC: 1000 A @ 250 VAC
- 3) UL: 1000 A @ 250 VAC, 1500 A @ 150 VDC
- 4) IEC: 500 A @ 250 VAC
- 4) UL: 500 A @ 125 VAC, p.f. = 0.7 - 0.8 / 1000 A @ 125 VDC / 500 A @ 250 VAC / 1500 A @ 125 VDC

**Packaging Unit**     .xx = .PT Bulk (1000 pcs.)  
                               .xx = .TR Taped 33 cm Reel (1000 pcs.)