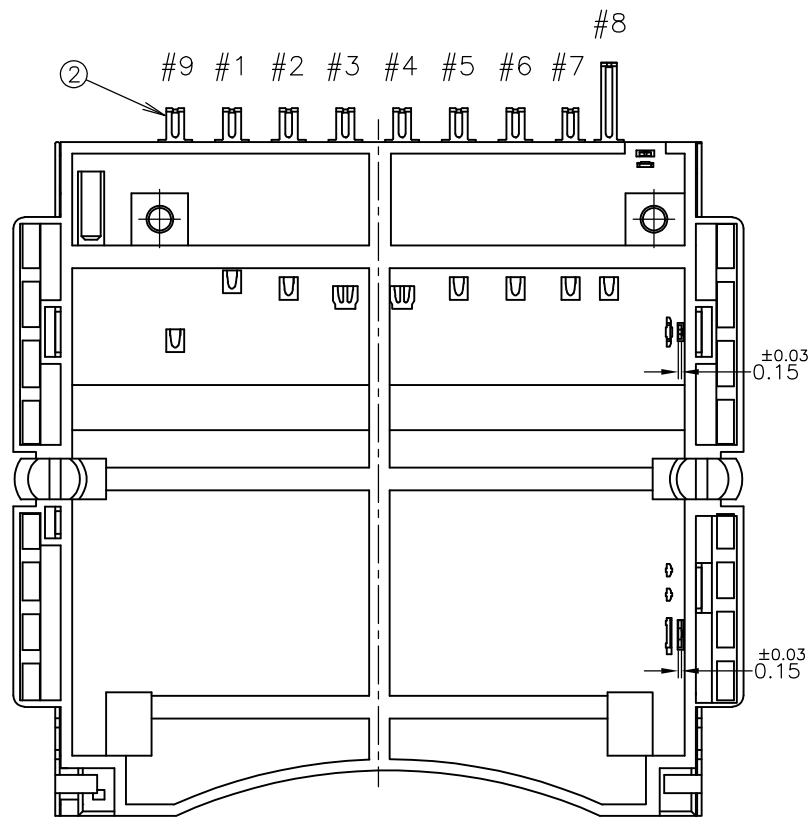
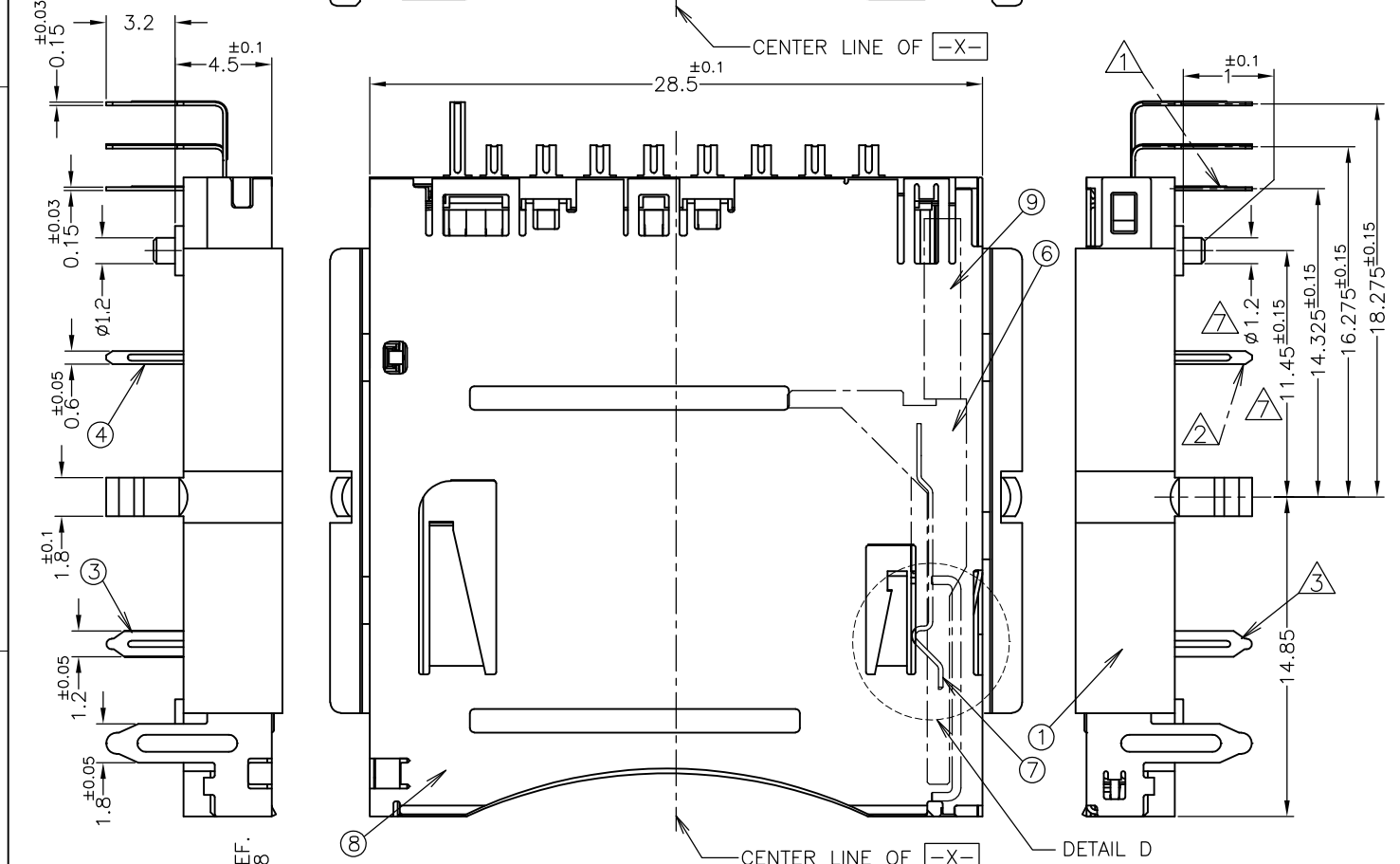


CARD LOCATION WHEN OPERATING



ITEM	DESCRIPTION	MATERIAL	FINISH	QTY
⑩	CAM ROD	SUS	-	1
⑨	COIL SPRING	SWP	-	1
⑧	SHELL	COPPER ALLOY OR SUS	TIN PLATE	1
⑦	HOOK SPRING	SUS	-	1
⑥	SLIDER	THERMOPLASTIC	-	1
⑤	SWITCH C	COPPER ALLOY	Au ON CONTACT AREA AND SOLDER TINE OVER NI.	1
④	SWITCH B	COPPER ALLOY	Au ON CONTACT AREA AND SOLDER TINE OVER NI.	1
③	SWITCH A	COPPER ALLOY	Au ON CONTACT AREA AND SOLDER TINE OVER NI.	1
②	CONTACT	COPPER ALLOY	Au ON CONTACT AREA AND SOLDER TINE OVER NI.	1
①	HOUSING	THERMOPLASTIC	-	1

注記
 △ カード認識スイッチ用
 △ コモン端子用
 △ ライトプロテクトスイッチ用
 4 カード挿入時の接触の順番
 PIN #3,4 — PIN #2,5,6,7,8,9
 カード認識スイッチ — PIN #1
 △ スwitchの回路図
 6 本製品は浸漬による洗浄は行わないこと。
 △ ボス無しタイプには、適用なし。
 △ 材料&仕上げはテーブルを参照のこと。

NOTE
 △ FOR CARD DETECT SWITCH
 △ FOR COMMON TERMINAL
 △ FOR WRITE PROTECT SWITCH
 4 THE SEQUENCE OF CONTACT DURING CARD INSERTION
 PIN #3,4 — PIN #2,5,6,7,8,9
 CARD DETECT SWITCH — PIN #1
 △ CIRCUIT DRAWING OF SWITCH
 6 DON'T WASH BY IMMERSING THE CONNECTOR IN FLUID
 △ NO APPLIED TO WITHOUT BOSS TYPE.
 △ REFER TO THE TABLE FOR MATERIAL AND FINISH.

THIS DRAWING IS A CONTROLLED DOCUMENT.

DWN	T.AOKI	15JULY2005
CHK	Y.UCHIKAWA	15JULY2005
APVD	T.KUSUHARA	15JULY2005
PRODUCT SPEC	製品規格	108-78401
APPLICATION SPEC	取付適用規格	
WEIGHT		

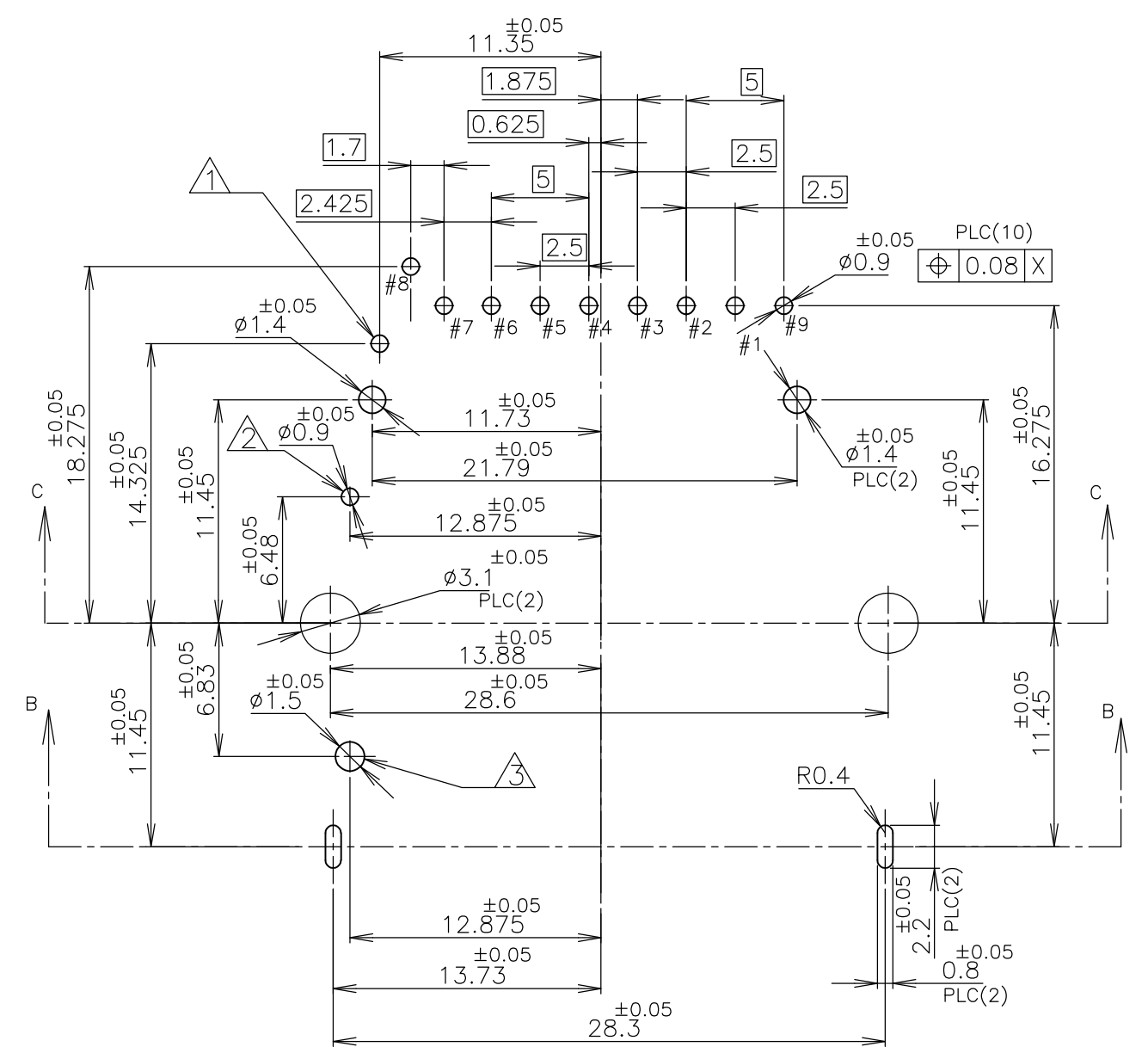
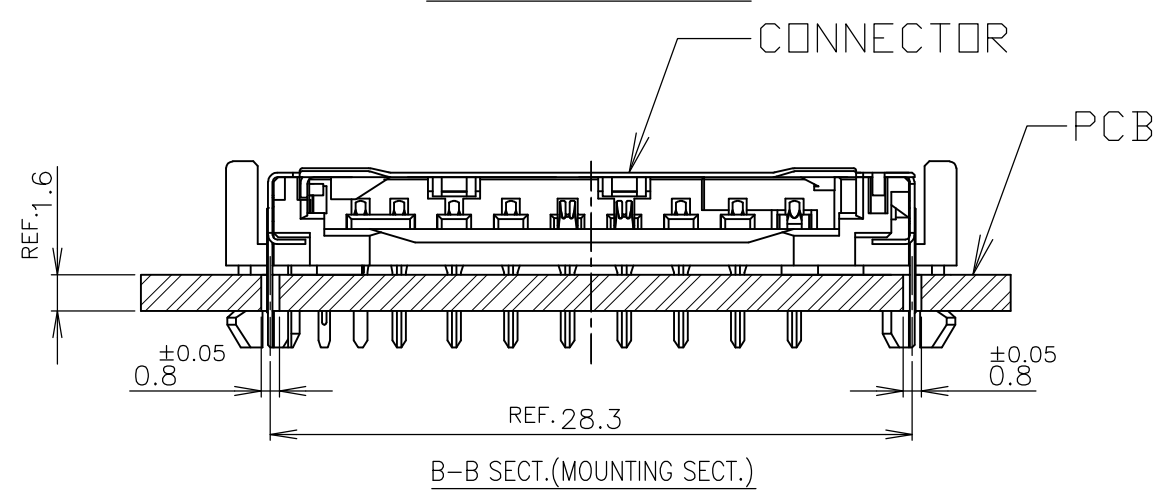
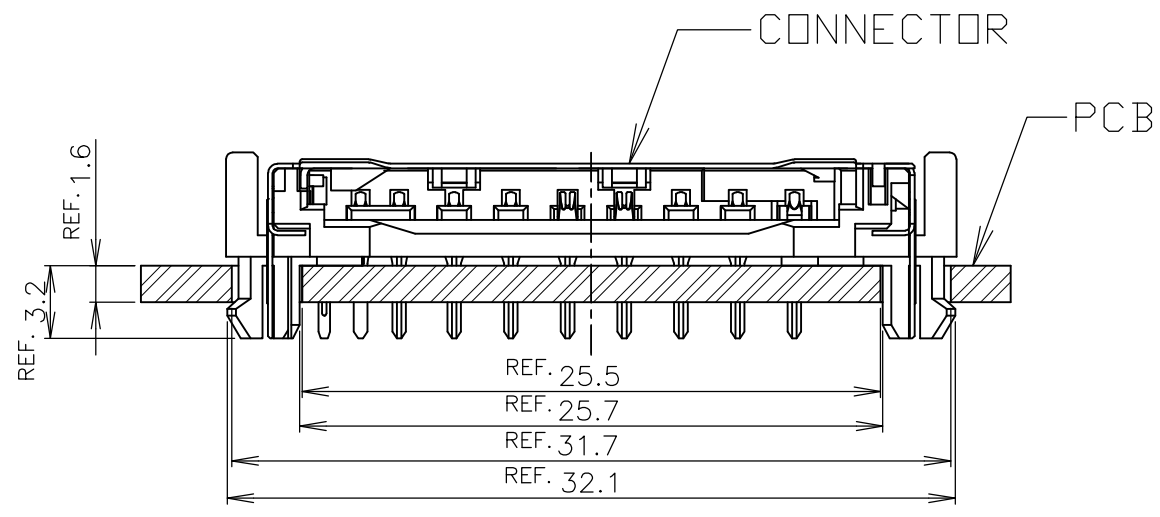
NAME 名称: SD MEMORY CARD CONNECTOR
 PUSH PUSH TYPE
 STANDARD DIP MOUNT

SIZE	CAGE CODE	DRAWING NO	RESTRICTED TO
A3	00779	G-1903572	

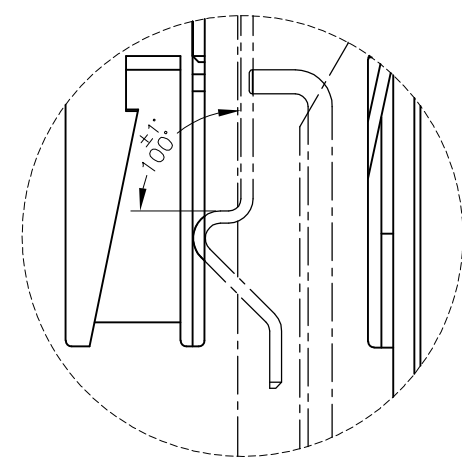
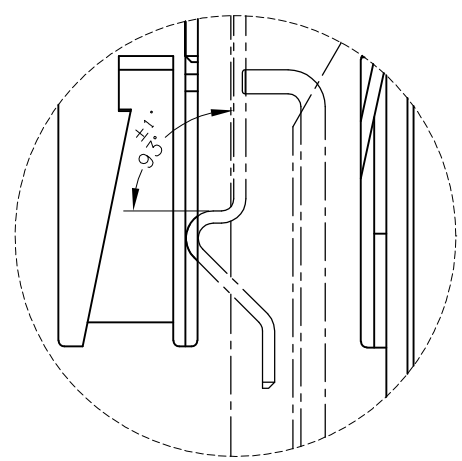
CUSTOMER DRAWING SCALE 尺度 3:1 SHEET 1 OF 3 REV F

THIS DRAWING IS UNPUBLISHED. RELEASED FOR PUBLICATION MAR , 2003.
 © COPYRIGHT 2004 By - ALL RIGHTS RESERVED.

LOC	DIST	REVISIONS		
J		P	LTR	DESCRIPTION
				DATE
				DWN
				APVD
		SEE SHEET 1		



ANGLE OF HOOK SPRING



ANGLE OF HOOK SPRING UNIT.
-1,-2 : AS SHOWN

ANGLE OF HOOK SPRING UNIT.
-3,-4 : AS SHOWN

DETAIL D

WITHOUT	SUS	100° ± 1'	WITH	1903572-4
WITH	COPPER ALLOY	100° ± 1'	WITH	1903572-3
WITH	COPPER ALLOY	93° ± 1'	WITHOUT	1903572-2
WITH	COPPER ALLOY	93° ± 1'	WITH	1903572-1
ANTI-FLUX MIGRATION AGENTS	MATERIAL OF SHELL	ANGLE OF HOOK SPRING	BOSS	PART NUMBER

PCB LAYOUT(REFERENCE)
(VIEWED FROM CONNECTOR MOUNT SIDE)

THIS DRAWING IS A CONTROLLED DOCUMENT.

DWN: -
CHK: -
APVD: -

NAME: SD MEMORY CARD CONNECTOR
PUSH PUSH TYPE
STANDARD DIP MOUNT

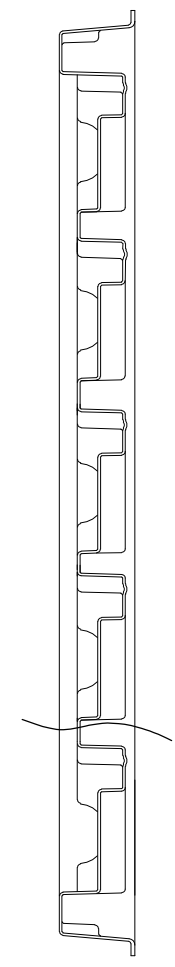
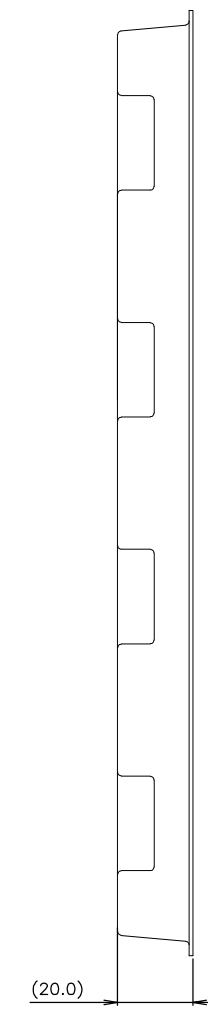
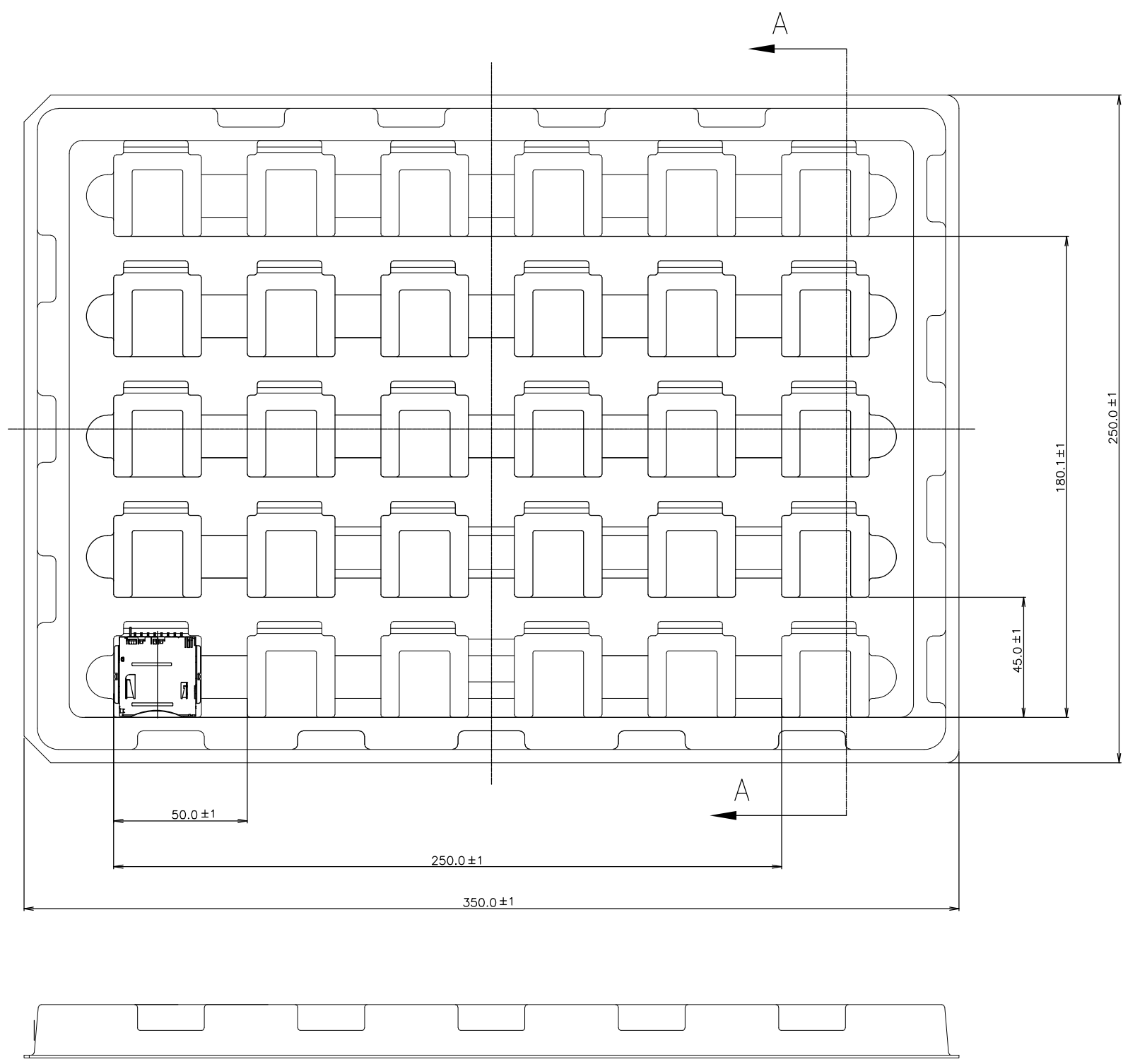
SIZE: A3 CAGE CODE: 00779 DRAWING NO: 1903572 RESTRICTED TO: -

SCALE: 3:1 SHEET: 2 OF 3 REV: F

CUSTOMER DRAWING

THIS DRAWING IS UNPUBLISHED. RELEASED FOR PUBLICATION MAR , 2003.
 © COPYRIGHT 2004 By - ALL RIGHTS RESERVED.

LOC	DIST	REVISIONS		
J	/	P	LTR	変更
				DESCRIPTION
				DATE
				DWN
				APVD



SECTION A-A

30個/トレイ
 30EA/TRAY

-1,-2,-3,-4 :AS SHOWN

THIS DRAWING IS A CONTROLLED DOCUMENT.		DWN	-		
		CHK	-		
		APVD	-		
DIMENSIONS: 単位: 耗 MM		PRODUCT SPEC 製品規格		NAME 名称	
TOLERANCES UNLESS OTHERWISE SPECIFIED: 一般公差		APPLICATION SPEC 取付適用規格		SD MEMORY CARD CONNECTOR PUSH PUSH TYPE STANDARD DIP MOUNT	
MATERIAL 材料		FINISH 仕上	SIZE	CAGE CODE	DRAWING NO 番号
0 PLC ± 0.3			A3	00779	G-1903572
1 PLC ± 0.3			RESTRICTED TO		
2 PLC ± 0.3			-		
3 PLC ± 0.3			CUSTOMER DRAWING		
4 PLC ± 0.3			SCALE 1:2		
ANGLES ± 3'			SHEET 3 OF 3		
			REV F		