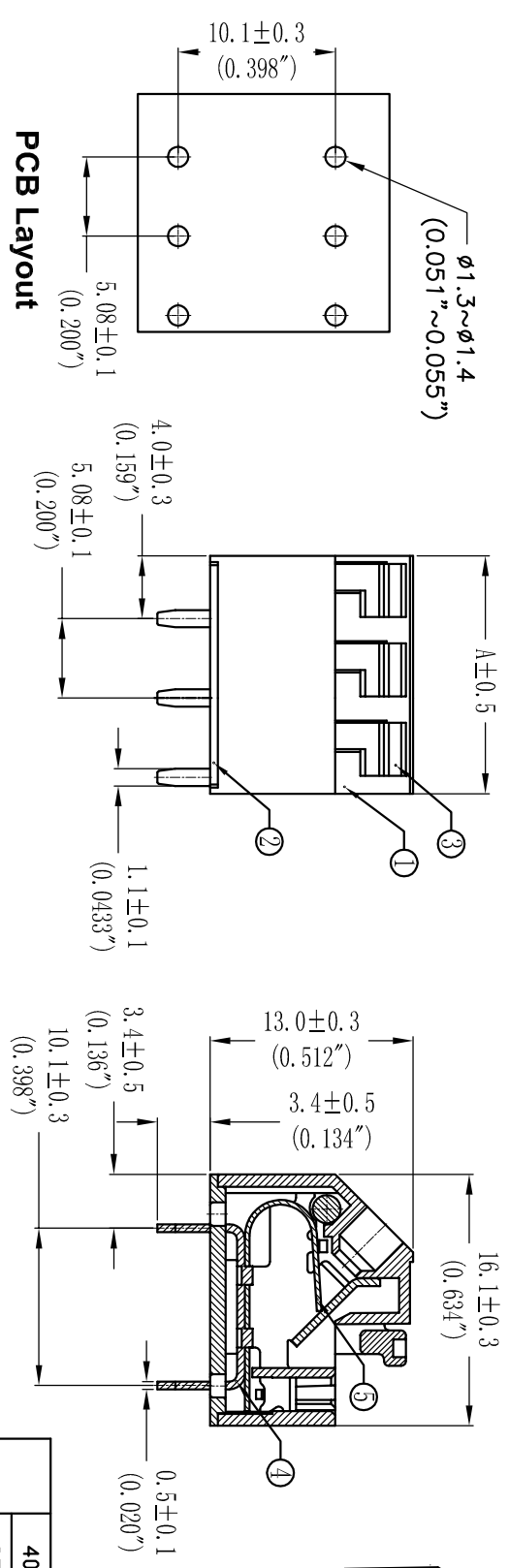
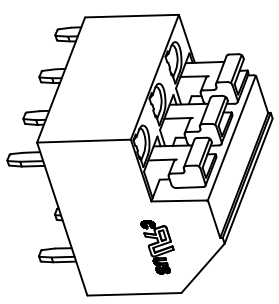
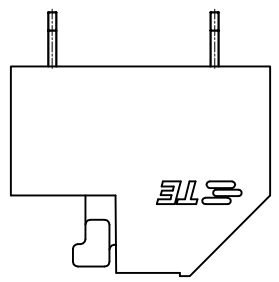
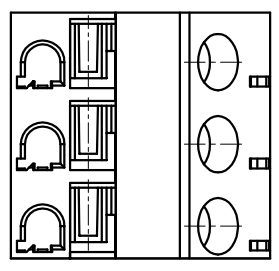
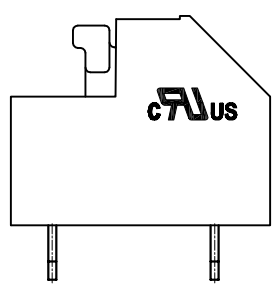


REV. NO.	DATE	BY	CHK	APP'D
1	23NOV2015	GF	SKM	

REV. NO.	DESCRIPTION	DATE	BY	CHK	APP'D
1		23NOV2015	GF	SKM	



NO.	DESCRIPTION	PART NO.
⑤	WIRE PROTECTOR	2834114-7
④	CONTACT	2834114-6
③	LEVER	2834114-5
②	COVER	2834114-4
①	HOUSING	2834114-3

NO. OF POSITIONS	PART NO.
2 POSN	2834114-1
3 POSN	2834114-2
4 POSN	2834114-3
5 POSN	2834114-4
6 POSN	2834114-5
7 POSN	2834114-6
8 POSN	2834114-7

PCB Layout

- NOTES :
- △ MATERIALS AND FINISH:
 - HOUSING: PA66
 - CONTACTS: BRASS, FINISH: TIN OVER NICKEL UNDERPLATE
 - 2. MUST COMPLY WITH DIRECTIVE 2002/95/EC (ROHS)
 - 3. WIRE TYPES AND SIZES ACCEPTED
 - 4. WIRE RANGE: 14AWG~20AWG.
 - 5. STRIP LENGTH: 5.0mm~6.0mm
 - 6. PACKAGED IN TRAY.
 - 7. CURRENT RATING: 12Amp AC300V.
 - 8. OPERATION TEMPERATURE: -40°C TO +105°C
 - 9. THIS PART NO. IS THE SAME STRUCTURE AS THE SERIES: 2834114
 - 10. THE DATASHEET AND MORE DETAILS PLEASE FOLLOW THE SERIES: 2834114

THIS DRAWING IS A CONTROLLED DOCUMENT.

DESIGNER	CHK	DATE	REV
WJ	WJ	23NOV2015	1

DATE	BY	CHK	APP'D
23NOV2015	WJ	WJ	

5.08mm Top Entry Modular Screwless Conn.

SIZE	CODE	REV
A2	00779	C-2834114

SCALE: 1:1