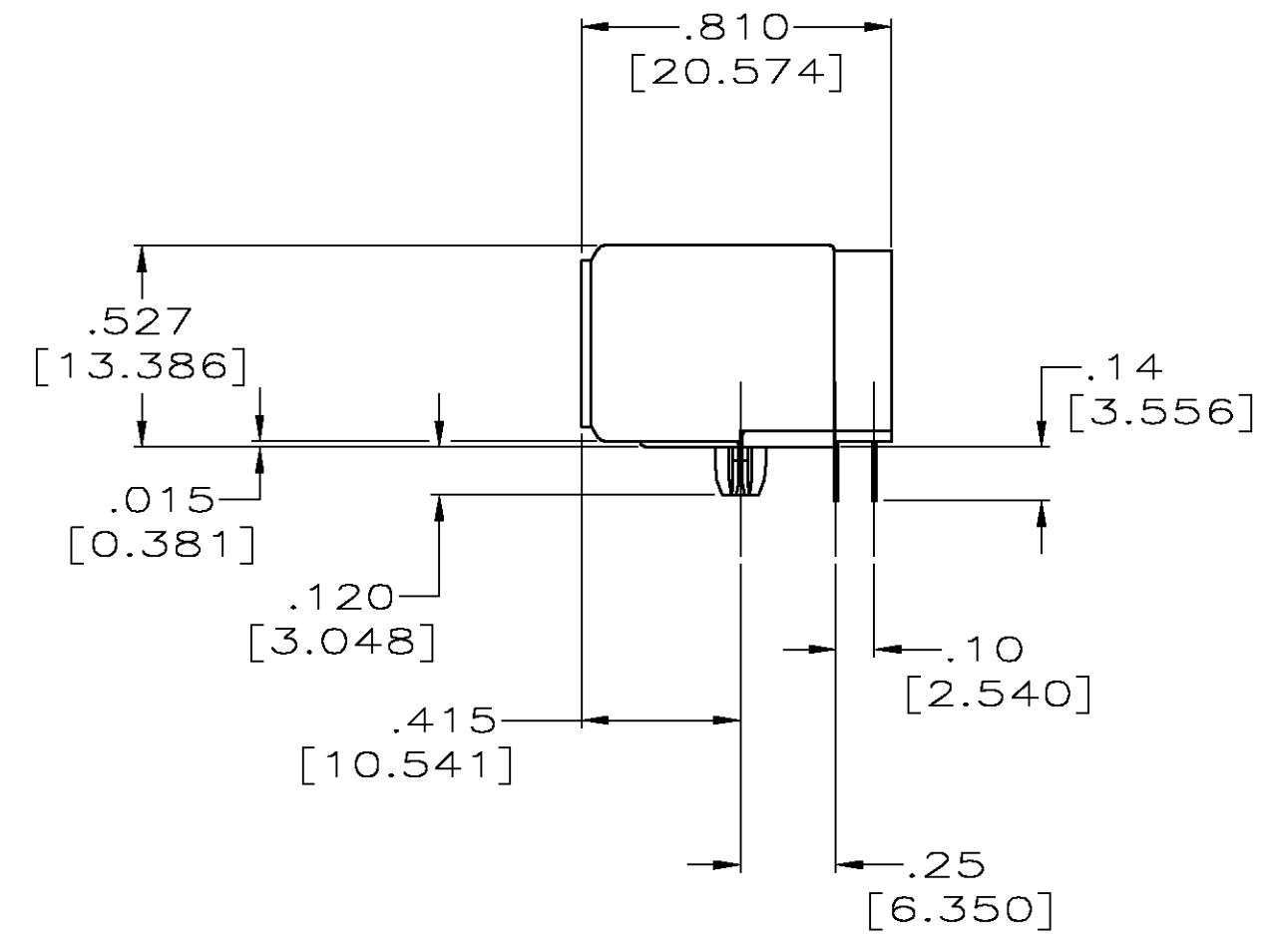
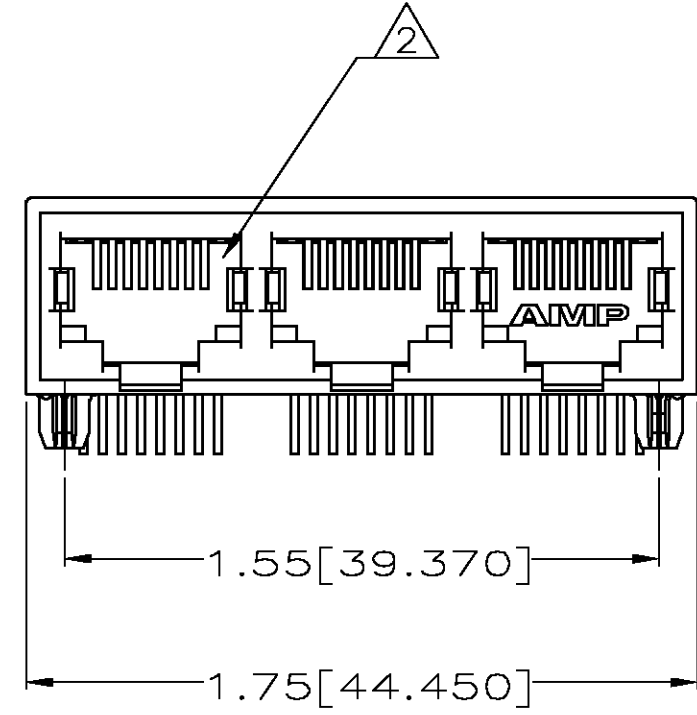
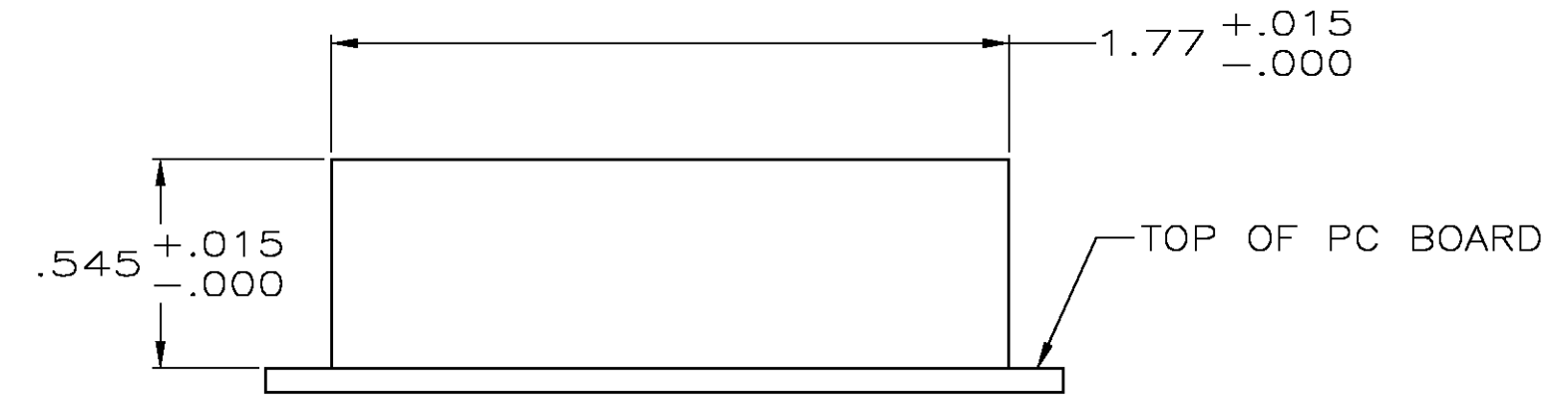
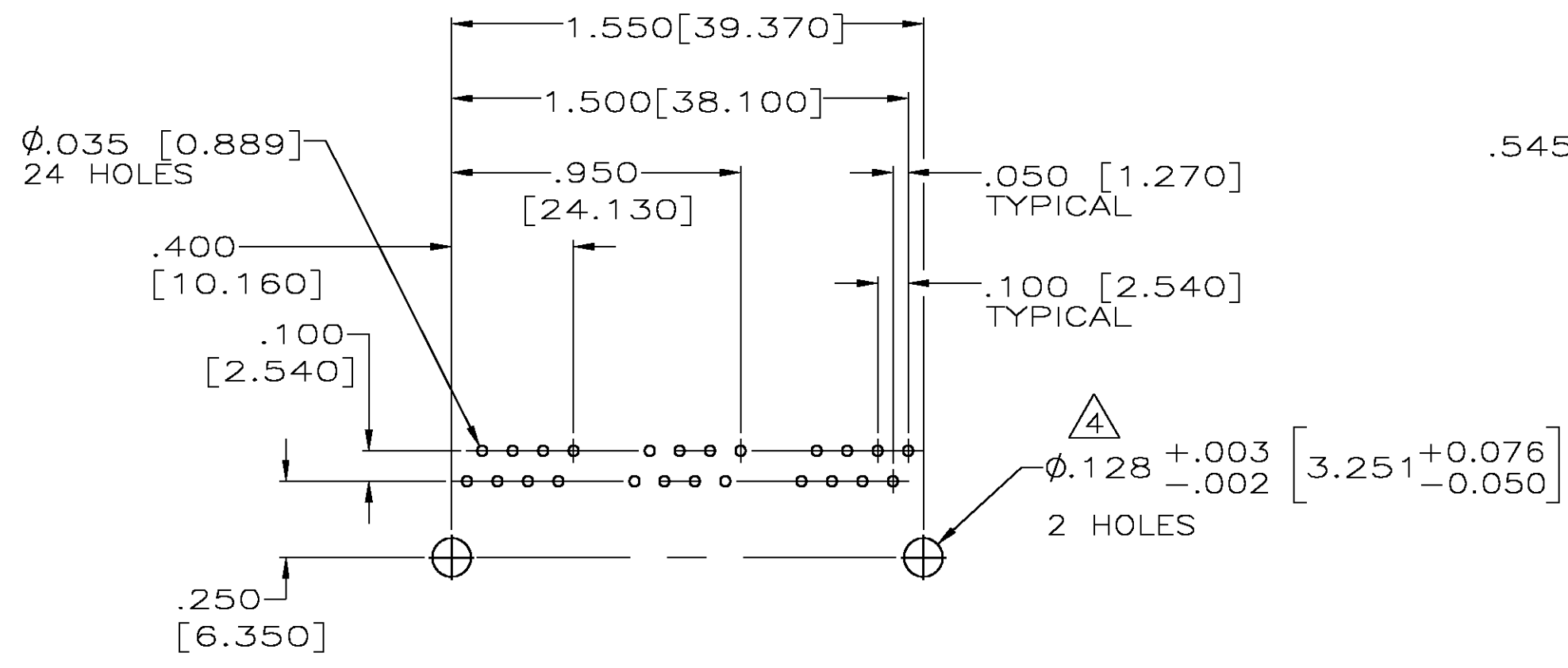


THIS DRAWING IS UNPUBLISHED. RELEASED FOR PUBLICATION
 © COPYRIGHT BY TYCO ELECTRONICS CORPORATION. ALL RIGHTS RESERVED.

LOC	DIST	REVISIONS			
P	LTR	DESCRIPTION	DATE	DWN	APVD
AA	22	A	ECOS11-0201-04	10MAY2005	LAM SF



- MATERIAL: HOUSING - HTN NYLON, BLACK, IR REFLOW PROCESSING COMPATIBLE, UL 94V-0. TERMINALS - .013[0.33] THICK PHOS BRONZE PLATED WITH .000050[1.27μm] THICK HARD GOLD IN LOCALIZED AREA AND .000150[3.81μm] THICK MATTE TIN IN SOLDER AREA OVER .000050[1.27 μm] THICK NICKEL UNDERPLATE.
- JACK CAVITY CONFORMS TO FCC RULES AND REGULATIONS, PART 68 SUBPART F.
- ALL DIMENSIONS SHOWN IN BRACKETS [] ARE IN MILLIMETERS.
- USE #30 DRILL BIT OR 3.25 MM DRILL BIT WHEN PRODUCING THESE PRINTED CIRCUIT BOARD HOLES.



SUGGESTED PC BOARD LAYOUT
 COMPONENT SIDE
 SEE APPLICATION SPECIFICATION

THIS DRAWING IS A CONTROLLED DOCUMENT.		DWN V. SLACK/L.A.MAYER 10MAY2005	Tyco Electronics Corporation Harrisburg, Pa 17105-3608	
DIMENSIONS: INCHES		CHK J.WESTMAN 10MAY2005	NAME S.FLICKINGER	
TOLERANCES UNLESS OTHERWISE SPECIFIED:		APVD S.FLICKINGER 10MAY2005	PRODUCT SPEC 108-1163	
0 PLC ± -		APPLICATION SPEC 114-2048	SIZE A2	CAGE CODE 00779
1 PLC ± -		WEIGHT -	DRAWING NO C=5557561	
2 PLC ± .01[0.25]		RESTRICTED TO		
3 PLC ± .005[0.13]		CUSTOMER DRAWING		
4 PLC ± -		SCALE 2:1 SHEET 1 OF 1 REV A		
ANGLES ± -				
FINISH SEE NOTE 1				

5557561-1
 PART NUMBER